



Use and Care Instructions

Diamond Blade Cleaning System



About :

Mastel's Diamond Blade Cleaning System is sold by the case. Each case contains two boxes of 12 cleaning trays. We recommend using one cleaning tray per operating day, per room. Cleaning tray use is outlined on page 3 and the inside of each holding tray lid.




Mastel also carries a reusable holding tray/cradle for the blade cleaning system trays. The holding tray provides extra stability to the cleaning system during use and storage. (#60.SUOK-T)

Daily Instructions:

1. Select a new tray from the dispenser carton.
2. Insert tray in holding tray if available. Peel foil seal from cleaning system. Close the tray lid to reduce solution evaporation.
 - » Keeping the plastic lid shut between uses will extend tray life.
 - » Starting in a selected corner and working in ½ inch sections can help identify used areas of the tray and extend its life.




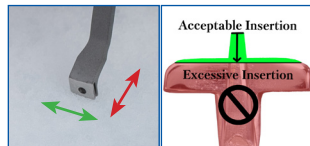
3. If the pad substrate becomes dysfunctional dispose of the tray and open a new cleaning tray.
 - » We recommend using the Diamond Blade Cleaning System (DBCS) to clean blades immediately after use.



4. At the day's end dispose of any used cleaning trays.

How to clean your President Scalpel with DBCS:

1. Open holding tray lid and remove foil if necessary.
2. Fully extend the blade.
3. Carefully push blade into the detergent until the footplate or dop touches the foam pad.
4. Gently move the blade in its cutting direction 5-10 swipes.
 - » Avoid lateral motion
 - » Visually inspect the blade.
5. Once visually clean move to each of the rinses repeating step 4.
 - » A quick inspection under magnification can reveal any material missed.
 - » Repeat cleaning if necessary.
6. Once you are confident the blade is clean, retract the blade fully. Secure (lock) handle if necessary.
7. Return the scalpel to its dedicated sterilization tray and proceed to the sterilization process.
 - » Always store scalpel in the case with blade in retracted, locked position. Make sure blade end points towards designated end of case.



Diamond blades are very fragile!



Ensure the blade edge(s) do NOT contact other instruments or the bottom of the cleaning tray during this process.

Product Numbers:

60.SUOK C

DBCS Case of 24

60.SUOK T

Holding Tray/Cradle



and its team of craftsmen, engineers and service representatives strive to provide you with the very best in ophthalmic surgical instruments. Our products are delivered to you with pride.

If, for any reason, you need further assistance, please call one of our service representatives. They will provide the help you seek.

Thank You!

Certifications & Licenses:

Mastel is FDA registered.

Certifications:

- ISO 13485:2016 (MDSAP)

Licenses:

- Health Canada

Product numbers were updated
3/1/2022. For more information:
please visit mastel.com/sku-update/



2843 Samco Rd. Ste. A
Rapid City, SD 57702

www.mastel.com

Contact:

Main 605-341-4595
Toll Free 800-657-8057
Fax 605-343-3631
Email sales@mastel.com