MASTEL

Use and Care Instructions

Fixation Rings and Guides

About:

The Mastel line of rings offers an abundance of choices. Each ring type has unique features and dimensions to accommodate specific needs of the surgeon. All rings feature highly tuned fixation teeth, which provide superior fixation, as well as a high degree of safety.

Product Application:

The rings assist in primary meridian marking based upon preoperative corneal references and can additionally perform as scalpel guide rings (except the Osher/Nichamin model) for the following procedures:

- Astigmatic Keratotomy (AK)
- Corneal Relaxing Incisions (CRI)
- Limbal Relaxing Incisions (LRI)
- Peripheral Corneal Relaxing Incisions (PCRI)
- Toric Intraocular Lenses

Additional Product Information:

Your ring comes from one of these bevel/body styles.

Gimbel/Mendez

Marking and Guide Ring

11.75 mm ID | 16.00 mm OD

Osher/Nichamin

Marking Only

12.75 mm ID | 15.00 mm OD

Olson Guide

Marking and Guide Ring

12.00 mm ID | 15.25 mm OD

Cionni

Marking and Guide Ring

12.75 mm ID | 16.00 mm OD

Surgical Use:

1. The ring is placed directly on the cornea. Typically the 0°/180° reference is aligned with preoperative horizontal cardinal reference marks (Figure 1).

2. A Bores Two Ray (paired marks) or Wright Hook (single mark) is employed to mark the steep meridian. These marks become the reference points for performing AK or Toric lens alignment (Figure 2).

3. Jarvi/Olson models do not have the full 360° engraving, but AK specific arc lengths. Example: An incision from 40 to 40 would be a 40° degree arcuate (Figure 3).

4. The Olson Guide Ring simply has non numerical marks at 90°, 45° and every ten degrees (Figure 4).

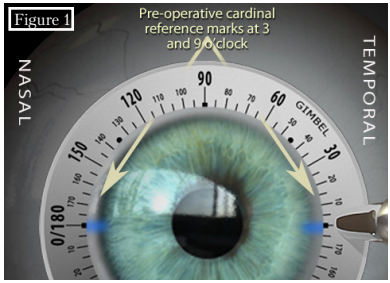

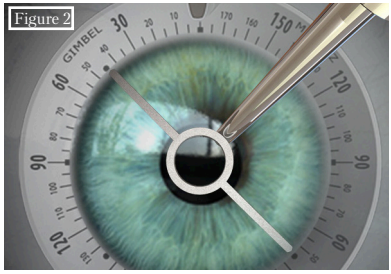

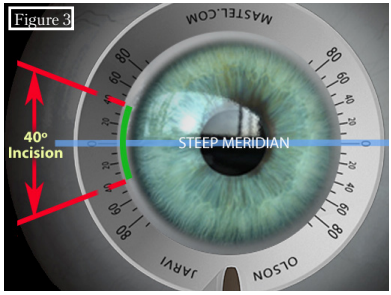

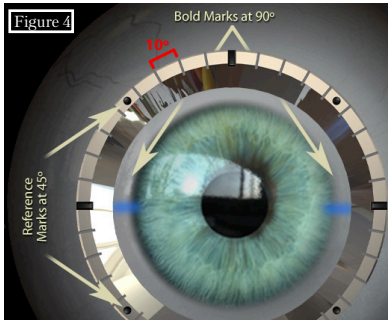

Guide Rings:

Rings with an inward slanted bevel provide additional functionality, acting as guides to make smooth arcuate incisions with Mastel scalpels.

Place the scalpel footplate on the beveled surface to create a curvilinear arc.

The bevel helps maintain a more perpendicular relationship between the scalpel and corneal surface (Figure 5).

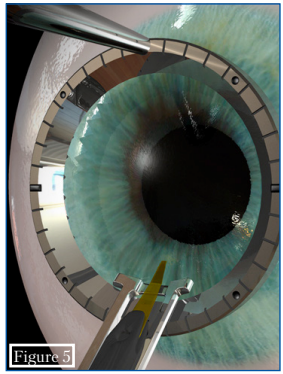

Figure 5

When using beveled rings as guides, always place the diamond centrally with its footplate against the ring (Figure 6).



Figure 6

Handle Locations:

Ring handles can be located at 0°/180° or 90° on all models.

On Gimbel/Mendez and Osher/Nichamin models, the handle can be located at 0°/180°, 90° or 135°.

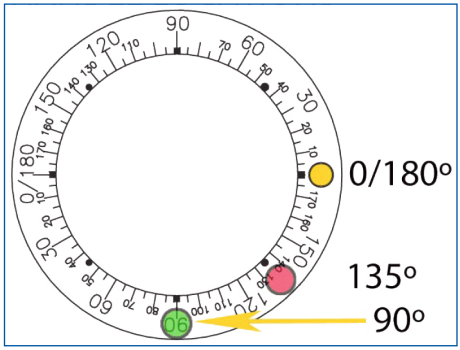

- 0°/180° is typically preferred (if holding ring temporally).
- 90° is typically preferred when holding inferiorly.
- 135° handle location provides an inferior offset placement.

Use And Care:

After use, adequate cleaning and disinfection are required to maintain the marker's continued proper function.

Instruments should be sterilized between cases.

- Optimally, Mastel markers are stored and sterilized in their designated tray. Their tray may be run along with other surgical instruments in the autoclave. Standard facility cleaning procedures apply.
- When cleaning and disinfecting manually, avoid use of metal brushes, scouring agents or other aggressive methods. Ultrasonic cleaning may also be used if desired.
- The use of distilled or deionized water for all reprocessing cycles (including precleaning) is recommended.



- Products must be stored appropriately during sterilization, i.e. not on top of one another, and fixed in place with sterilization strips or plates.
- Sterilized products should be stored in a dry environment.

Sterilization:

The times and temperatures specified are minimum requirements. If, for procedural reasons, the values have to be lowered, the user must validate these. It is possible to exceed the time and temperature specifications. However, longer sterilization times and higher temperatures stress the materials, causing them to age prematurely.

Only products that have been cleaned and disinfected can be sterilized.

General sterilization criteria are listed below. Download complete *"Packaging and Sterilizing Instructions"* from the link on the following page.

Prevacuum high temperature steam sterilizer

- Four minutes at 132°C/134°C (270°F/273°F), or
- Twenty minutes at 121°C (250°F) wrapped

Gravity displacement autoclave

- Five minutes at 132°C / 134°C (270°F / 273°F), or
- Twenty minutes at 121°C (250°F) unwrapped
- Thirty minutes at 121°C (250°F) wrapped

Statim® steam sterilizer with radiant heat drying

- Three and one half minutes at 135°C (275°F) for unwrapped, or
- Ten minutes at 135°C (275°F) wrapped

Sterilization Continued:

- ☑ The use of gravity displacement process must be approved by means of additional validation (longer sterilization times may be necessary).
- ☑ A steam sterilizer in accordance with DIN EN 13060 and DIN EN 285 and validated in accordance with ISO 17665 (valid selection and product-specific performance qualification)
- ☑ Maximum sterilization temperature 137°C (279°F) (plus tolerance range in accordance with ISO 17665)
- ☑ Drying times as recommended by the sterilizer manufacturer

The manufacturer will accept no liability for other sterilization processes (e.g., hot-air, ethylene oxide, formaldehyde, radiation or low temperature plasma sterilization).

Should these be selected, validate them in accordance with the applicable standards DIN EN ISO 14937/ANSI AAMI ISO 14937 and/or process-specific standards, taking into account the specific geometry of the product, and be able to provide proof of the suitability and effectiveness of the process (including analysis of the sterilizing agent residue if applicable).

Please Visit: www.mastel.com/faq/uci/

To download relevant PDF's including
Validation Documents!
These files contain complete information on **packaging**, **sterilizing**, and **preserving** the life of your instrument.

Product Numbers:

GIMBEL/MENDEZ
- 25.211.1801
- 25.211.1802
- 25.211.0901
- 25.211.0902
- 25.211.1351
- 25.211.1352
- 25.211.1001
- 25.211.1002

OSHER/NICHAMIN
- 25.222.1801
- 25.222.1802
- 25.222.0901
- 25.222.0902
- 25.222.1351
- 25.222.1352
- 25.222.1001
- 25.222.1002

OLSON GUIDE
- 25.244.0001
- 25.244.0002

CIONNI
- 25.233.1801
- 25.233.1802
- 25.233.0901
- 25.233.0902

*Bores Handles end with 1
Thornton Handles end with 2

MASTEL

and its team of craftsmen, engineers and service representatives strive to provide you with the very best in ophthalmic surgical instruments. Our products are delivered to you with pride.

If, for any reason, you need further assistance, please call one of our service representatives. They will provide the help you seek.

Thank You!

Certifications & Licenses:

Mastel is FDA registered.

Certifications:

- ISO 13485:2016 (MDSAP)

Licenses:

- Health Canada

Product numbers were updated 3/1/2022. For more information: please visit mastel.com/sku-update/

MASTEL

2843 Samco Rd. Ste. A
Rapid City, SD 57702
www.mastel.com

Contact:

Main	605-341-4595
Toll Free	800-657-8057
Fax	605-343-3631
Email	sales@mastel.com